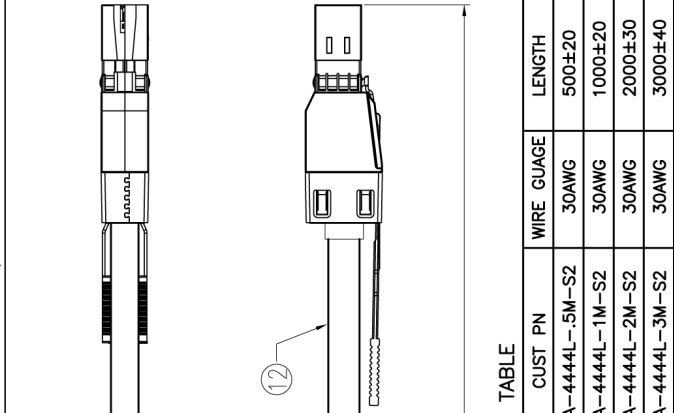


I
O
S
T



LENGTH TABLE

ITEM	CUST PN	WIRE GAUGE	LENGTH
1	SA-4444L-5M-S2	30AWG	500±20
2	SA-4444L-1M-S2	30AWG	1000±20
3	SA-4444L-2M-S2	30AWG	2000±30
4	SA-4444L-3M-S2	30AWG	3000±40

VIEW A 2:1

I
O
S
T

A B

ITEM	NAME	QTY	DESCRIPTION	NOTE
13	L-01-S-0001	1	ESD BAG LABEL, 60*40MM,	
12	O-HT-S-XXXX	AR	HOT SHRINT TUBE, Ø8.0 WITH GLUE, BLACK	
11	P-HSEPE-0001	2	DUST CAP FOR SFF-8644, PE, NATURAL	
10	M-HSESLOT-05	2	LATCH FOR SFF-8644, S304	
9	M-HSESLOT-06/07	2	EMI SHRAPNEL FOR SFF-8644, S301	
8	P-HSENY-0004	2	PULL_TAB FOR SFF-8644, SKY BLUE	
7	P-HSEST-0001	2	INNER MOLDING FOR SFF-8644, 6208	
6	M-HSEZANI-08	2	TOP SHELL FOR EXT HD4X, ZINC ALLOY,	
5	M-HSEZANI-07	2	BACK SHELL FOR EXT HD4X, ZINC ALLOY,	
4	A-HSE2830-01B	2	PCB FOR EXTERNAL SAS HD4X, C1~D9, AU 30u", CMI WITH IC	
3	P-HSE2830-02B	2	PCB FOR EXTERNAL SAS HD4X, A1~B9, AU 30u", CMI TYPE	
2	L-01-S-0004	1	ID LABEL, 60*30MM, WRAPPING AROUND, BLANK	
1	CAB-QS1-XX-30PC	R/A	8P 30AWG, 100 Ohms CABLE, PVC	

CO	REV	DATE	DESCRIPTION	DRAWING
N/A	X1	2019.02.27	INITIAL DRAWING	Jackyjet

NOTES (说明):

1. 100% OPEN SHORT & INTERMITTANCE TEST.
(产品必须100%进行开路、短路及间歇性接触测试)
- 1-1. EXT MINI SAS HD CONDUCTOR RESISTANCE: 3 ohm Max.
(导体阻抗: 3 ohm Max.)
- 1-2. INSULATION RESISTANCE: 10M OHMS MIN/300V DC/10MS
(绝缘阻抗: 10M OHMS MIN/300V DC/10MS)
2. THE DIMENSIONS MARKED " * " SHALL BE CHECKED.
(标注 " * " 的尺寸必须重点检验)
3. HIGH-FREQUENCY TESTING IN LINE WITH THE SAS 3.0(HD)/HSIO SI STD ES-005
(高频测试需符合 SAS 3.0(HD) / 与 HSIO 高频测试规范 ES-005)
4. SI SHALL BE TESTED IN 100% EEPROM WITH UNLOCK REQUIRED 100% CHECK.
(SI 100% 测试, EEPROM 与解锁需 100% 检验)
5. ALL MATERIALS MUST COMPLY WITH RoHS2.0.
(所有物料必须符合 RoHS2.0)
6. PRODUCT LABELS AND PACKAGING LABEL DATE AND SERIAL NUMBER SHOULD BE CONSISTENT.
(产品标签与包装标签日期及流水号需保持一致)



DIMENSIONS ARE IN MILLIMETER, UNLESS OTHERWISE SPECIFIED
ANGLE #2
XXX ±0.050
XX ±0.10
X ±0.2

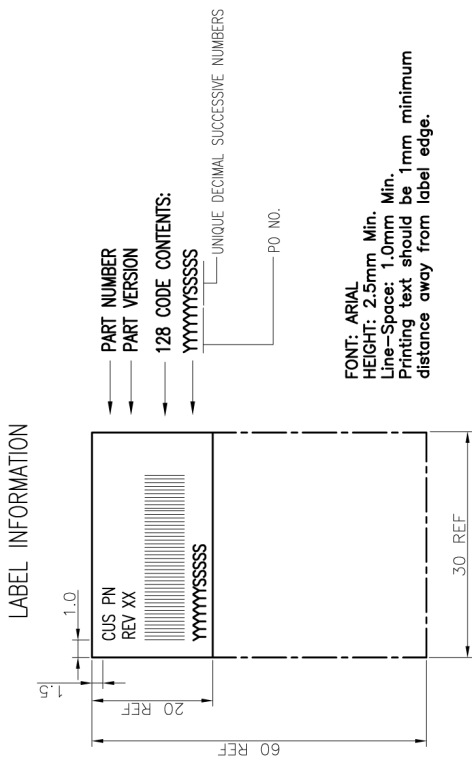
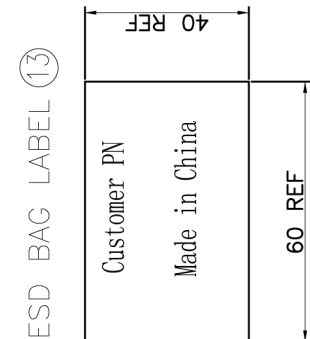
FILE NO.:	PART NO.:
PROJECT NO.:	Customer PN SA-4444L-XM-S2
DESCRIPTION:	EXTERNAL SAS HD4X CABLE
	ASSEMBLY SFF8644,
	SAS3.0 12G, XXAWG
	DRAWN Jackyjet
	CHECKED
	APPROVED
	PAGE: 1 OF 2

D

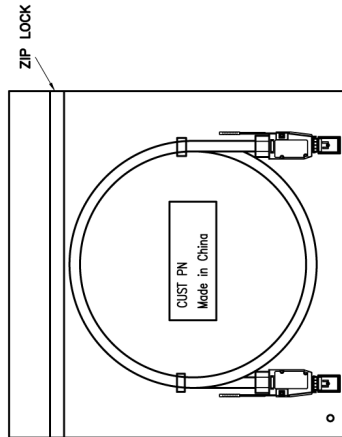
I	
O	
S	
T	

WIRING TABLE

P1	P2																				
GND	D9	B9	GND																		
TX2-	D8	B8	RX2-																		
TX2+	D7	B7	RX2+																		
GND	D6	B6	GND																		
TX0-	D5	B5	RX0-																		
TX0+	D4	B4	RX0+																		
GND	D3	B3	GND																		
Vman	D2	B2	ModPrsl																		
Vact	D1	B1	Vact																		
SCL	C1	A1	Reserved																		
SDA	C2	A2	IntL																		
GND	C3	A3	GND																		
TX1+	C4	A4	RX1+																		
TX1-	C5	A5	RX1-																		
GND	C6	A6	GND																		
TX3+	C7	A7	RX3+																		
TX3-	C8	A8	RX3-																		
GND	C9	A9	GND																		
GND	B9		GND																		
RX2-	B8		TX2-																		
RX2+	B7		TX2+																		
GND	B6		GND																		
RX0-	B5		TX0-																		
RX0+	B4		TX0+																		
GND	B3		GND																		
ModPrsl	B2		Vman																		
Vact	B1		Vact																		
Rsv	A1		SCL																		
IntL	A2		SDA																		
GND	A3		GND																		
RX1+	A4		TX1+																		
RX1-	A5		TX1-																		
GND	A6		GND																		
RX3+	A7		TX3+																		
RX3-	A8		TX3-																		
GND	A9		GND																		



FONT: ARIAL
 HEIGHT: 2.5mm Min.
 Line-Space: 1.0mm Min.
 Printing text should be 1mm minimum
 distance away from label edge.



I		O		S		T	
THIS DRAWING AND THE DATA DISCLOSED HEREIN OR HEREWITH IS NOT TO BE REPRODUCED, USED OR DISCLOSED IN WHOLE OR IN PART TO ANYONE WITHOUT THE PERMISSION		FILE NO.:		PART NO.:		Customer PN	
CO	REV	DATE	DESCRIPTION	PROJECT NO.:	SA-4444L-XM-S2		
N/A	X1	2019.02.27	INITIAL DRAWING	DRAWN			
				CHECKED			
				APPROVED			
			DRAWING			Jacky et	
			DESCRIPTION: EXTERNAL SAS HD4x CABLE ASSEMBLY SFF8644, SAS3.0 12G,XXAWG				
			PAGE: 2 OF 2				
			Customer PN				
			DRAWN				
			CHECKED				
			APPROVED				



DIMENSIONS ARE IN MILLIMETER, UNLESS OTHERWISE SPECIFIED

ANGLE #2
 .XXX #±0.050
 .XX #±0.10
 .X #±0.2