DATE	DESCRIPTION OF CHANGE	DRAWING	REV
2026-07-25	XXXXXX	Row Ling	A

TEST CONDITIONS:

1. 100% OPEN & SHORT & MISS-WIRING&INTERMITTENCE TEST.
2. CONDUCTIVE RESISTANCE: 3Ω MAX .
3. INSULATION RESISTANCE: 10 MΩ .
4. HI-POT TEST: 300VDC FOR 10ms.
5. THIS PRODUCT MEETS PCIE 6.0

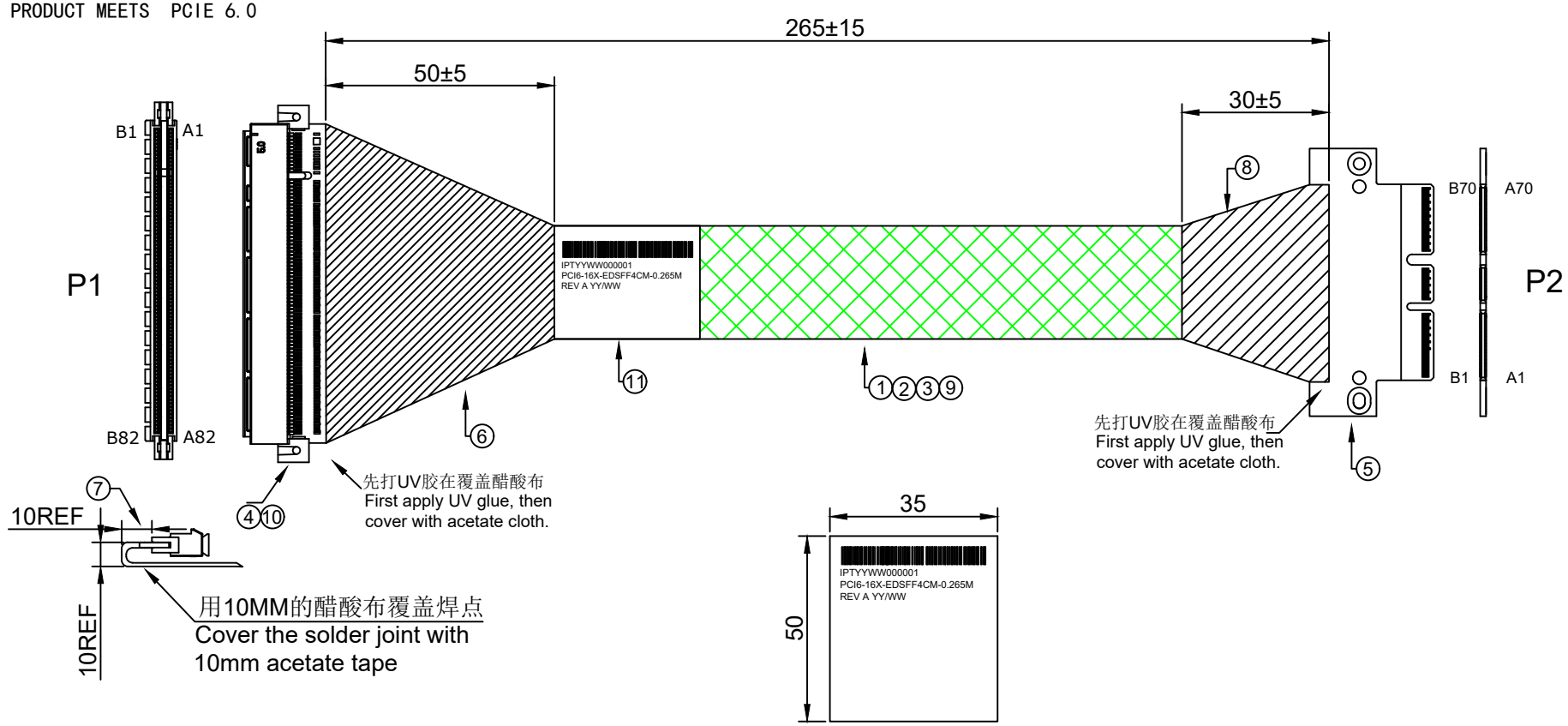

NO.	NAME	IPT NO.	DESCRIPTION	Q'TY	UNIT
11	LABLE		LABLE:35*50MM	1	PCS
10	UV glue		UV Shadowless Adhesive (8553-2)	-	g
9	TUBE		W=20MM PLASTIC BRAID SLEEVE,PET,GREEN	-	MM
8	TAPE		ACETATE TAPE, W=30MM,BLACK	-	MM
7	TAPE		ACETATE TAPE, W=10MM,BLACK	-	MM
6	TAPE		ACETATE TAPE, W=50MM,BLACK	-	MM
5	PCBA		SFF-1002 4C M PCB with holes	1	PCS
4	CONN		PCIE16X F CONN+PCB	1	SET
3	WIRE		UL 1061 18AWG Any color	-	MM
2	WIRE		UL 1061 30AWG Any color	-	MM
1	CABLE		29AWG 85Ω HF PCIE：6.0 低损耗 (P06S52901)	-	MM

SERIAL CABLES

TITLE	PCIE 16X TO EDSFF 4C Male CABLE					SHEET	1/5
CUSTOMER		CUSTOMER P/N	PCI6-16X-EDSFF4CM-0.265M			DRAWING	Row Ling
DWG NO.	WIPT20260725002	UNIT	SCALE	REV	VIEW	CHECKED	Kane Yu
IPT P/N		mm	NONE	A		APPROVAL	Felix Liu

DATE	DESCRIPTION OF CHANGE	DRAWING	REV
	Refer to the first page	Row Ling	

wiring diagram

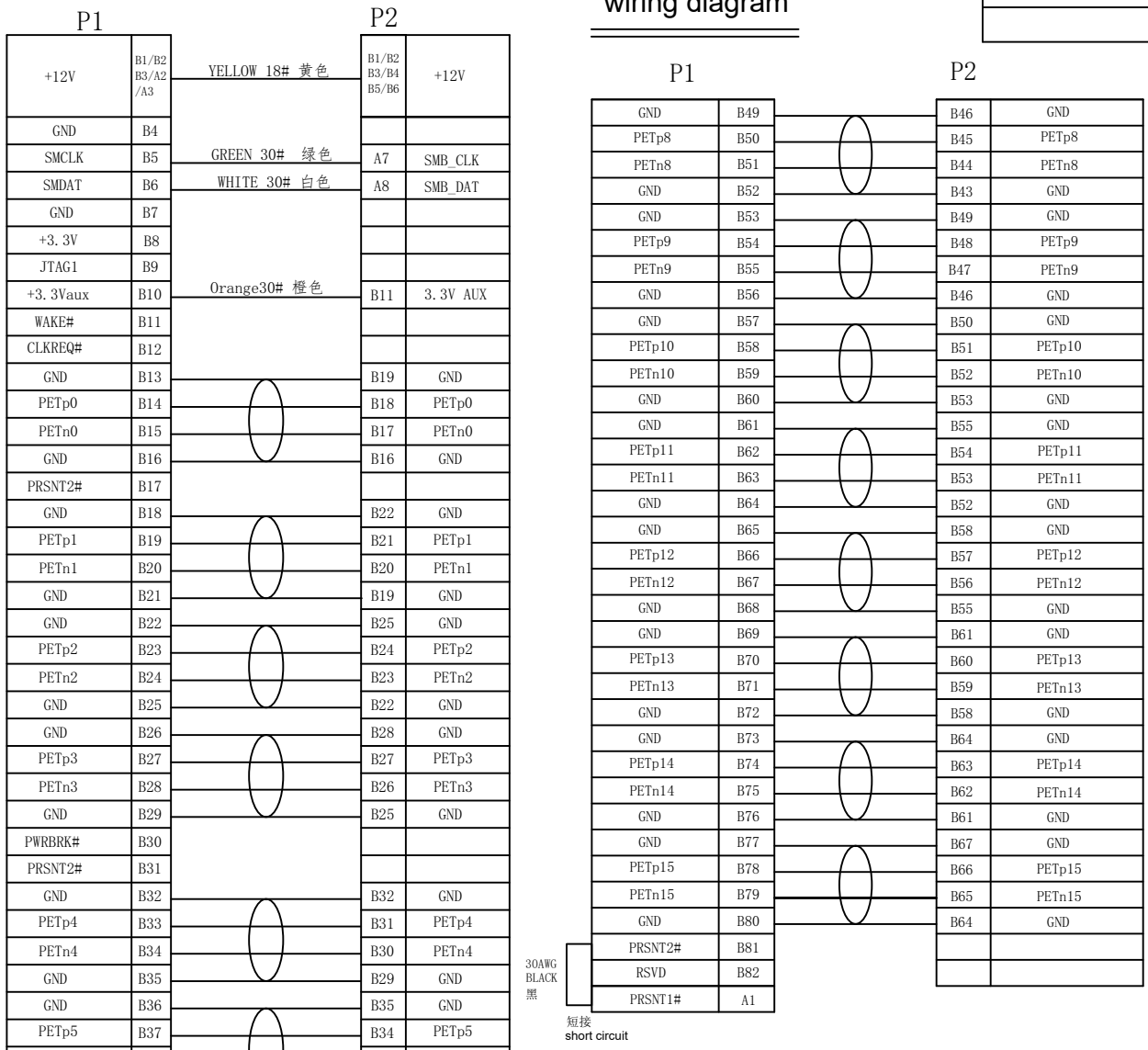

SERIAL CABLES

TITLE	PCIE 16X TO EDSFF 4C Male CABLE					SHEET	2/5
CUSTOMER		CUSTOMER P/N	PCI6-16X-EDSFF4CM-0.265M			DRAWING	Row Ling
DWG NO.	WIPT20260725002	UNIT	SCALE	REV	VIEW	CHECKED	Kane Yu
IPT P/N		mm	NONE	A		APPROVAL	Felix Liu

DATE	DESCRIPTION OF CHANGE	DRAWING	REV
	Refer to the first page	Row Ling	

wiring diagram

P1			P2	
GND	A4	BLACK 18# 黑色	A1/A2 A3/A4 A5/A6	GND
JTAG2	A5			
JTAG3	A6			
JTAG4	A7			
JTAG5	A8			
+3.3V	A9			
+3.3V	A10			
PERST#	A11	PURPLE 30# 紫	B10	PERST0#
GND	A12		B16	GND
REFCLK+	A13		B15	REFCLKp0
REFCLK-	A14		B14	REFCLKn0
GND	A15		B13/A19	GND
PERp0	A16		A18	PERp0
PERn0	A17		A17	PERn0
GND	A18		A16	GND
RSVD	A19			
GND	A20		A22	GND
PERp1	A21		A21	PERp1
PERn1	A22		A20	PERn1
GND	A23		A19	GND
GND	A24		A25	GND
PERp2	A25		A24	PERp2
PERn2	A26		A23	PERn2
GND	A27		A22	GND
GND	A28		A28	GND
PERp3	A29		A27	PERp3
PERn3	A30		A26	PERn3
GND	A31		A25	GND
RSVD	A32			
RSVD	A33			
GND	A34		A32	GND
PERp4	A35		A31	PERp4
PERn4	A36		A30	PERn4
GND	A37		A29	GND
GND	A38		A35	GND
PERp5	A39		A34	PERp5
PERn5	A40		A33	PERn5
GND	A41		A32	GND
GND	A42		A38	GND
PERp6	A43		A37	PERp6
PERn6	A44		A36	PERn6
GND	A45		A35	GND
GND	A46		A41	GND
PERp7	A47		A40	PERp7
PERn7	A48		A39	PERn7
GND	A49		A38	GND
Reserved	A50			

P1		P2	
GND	A51	A46	GND
PERp8	A52	A45	PERp8
PERn8	A53	A44	PERn8
GND	A54	A43	GND
GND	A55	A49	GND
PERp9	A56	A48	PERp9
PERn9	A57	A47	PERn9
GND	A58	A46	GND
GND	A59	A52	GND
PERp10	A60	A51	PERp10
PERn10	A61	A50	PERn10
GND	A62	A49	GND
GND	A63	A55	GND
PERp11	A64	A54	PERp11
PERn11	A65	A53	PERn11
GND	A66	A52	GND
GND	A67	A58	GND
PERp12	A68	A57	PERp12
PERn12	A69	A56	PERn12
GND	A70	A55	GND
GND	A71	A61	GND
PERp13	A72	A60	PERp13
PERn13	A73	A59	PERn13
GND	A74	A58	GND
GND	A75	A64	GND
PERp14	A76	A63	PERp14
PERn14	A77	A62	PERn14
GND	A78	A61	GND
GND	A79	A67	GND
PERp15	A80	A66	PERp15
PERn15	A81	A65	PERn15
GND	A82	A64	GND

SERIAL CABLES

TITLE	PCIE 16X TO EDSFF 4C Male CABLE					SHEET	3/5
CUSTOMER		CUSTOMER P/N	PCI6-16X-EDSFF4CM-0.265M			DRAWING	Row Ling
DWG NO.	WIPT20260725002	UNIT	SCALE	REV	VIEW	CHECKED	Kane Yu
IPT P/N		mm	NONE	A		APPROVAL	Felix Liu

DATE	DESCRIPTION OF CHANGE	DRAWING	REV
	Refer to the first page	Row Ling	

Structure Dimensional Drawing

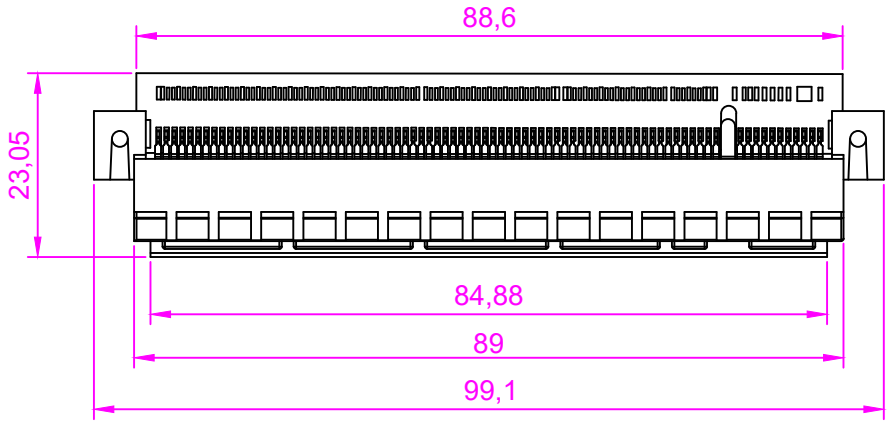

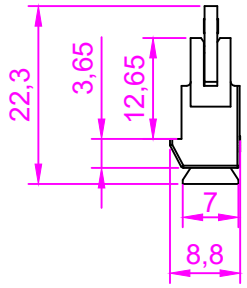

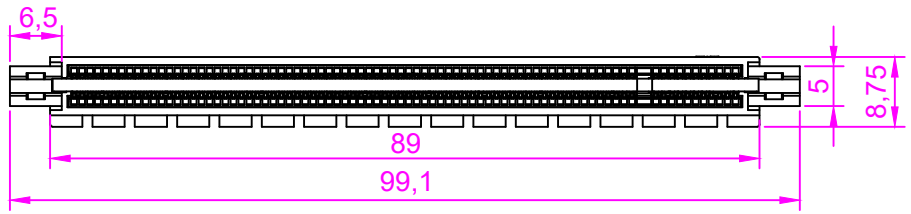

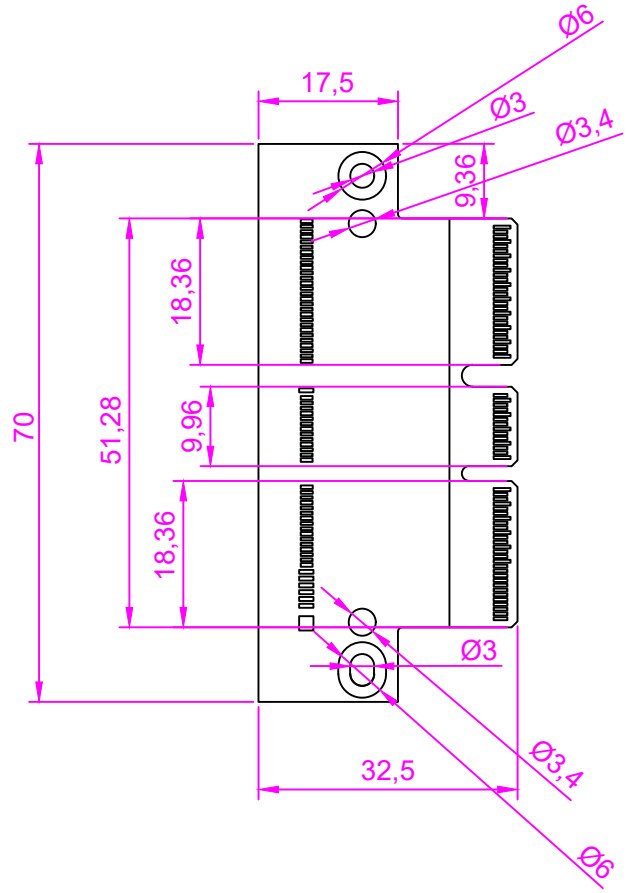



SERIAL CABLES

TITLE	PCIE 16X TO EDSFF 4C Male CABLE					SHEET	4/5
CUSTOMER		CUSTOMER P/N		PCI6-16X-EDSFF4CM-0.265M		DRAWING	Row Ling
DWG NO.	WIPT20260725002	UNIT	SCALE	REV	VIEW	CHECKED	Kane Yu
IPT P/N		mm	NONE	A		APPROVAL	Felix Liu

DATE	DESCRIPTION OF CHANGE	DRAWING	REV
	Refer to the first page	Row Ling	



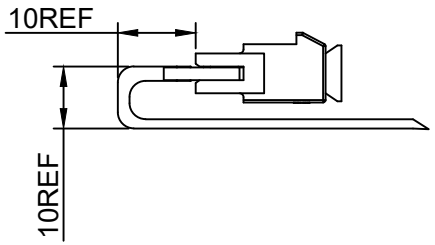

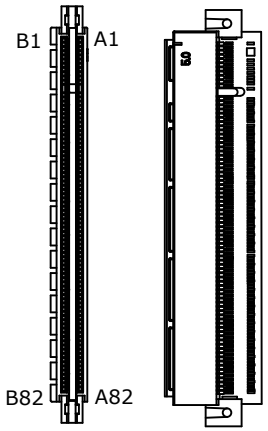

SERIAL CABLES

TITLE	PCIE 16X TO EDSFF 4C Male CABLE					SHEET	5/5
CUSTOMER		CUSTOMER P/N		PCI6-16X-EDSFF4CM-0.265M		DRAWING	Row Ling
DWG NO.	WIPT20260725002	UNIT	SCALE	REV	VIEW	CHECKED	Kane Yu
IPT P/N		mm	NONE	A		APPROVAL	Felix Liu