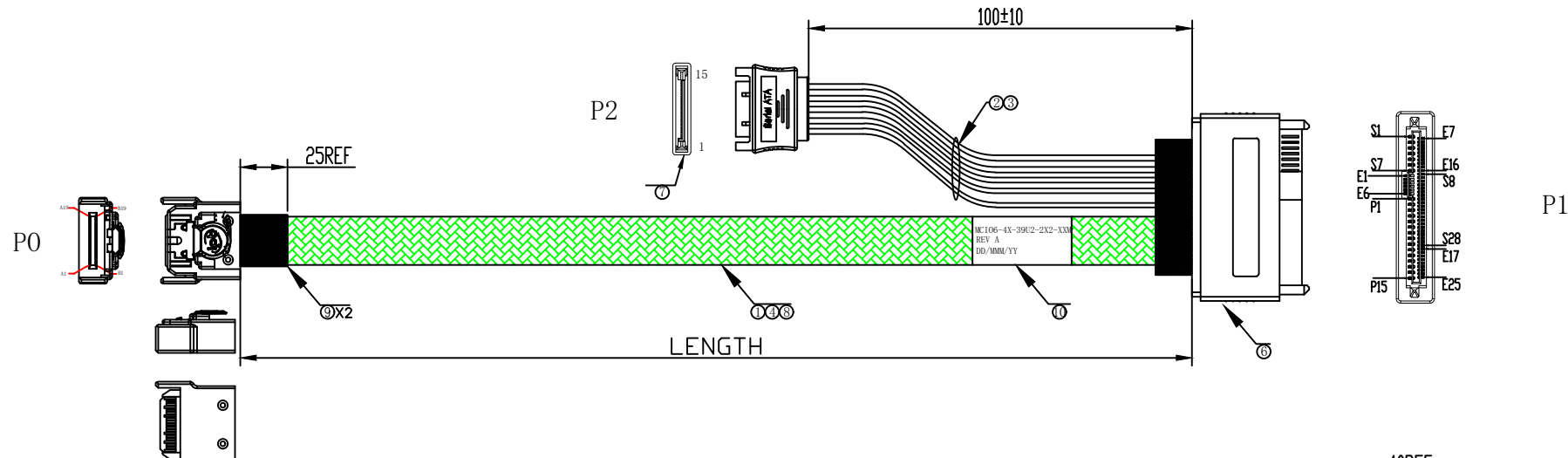
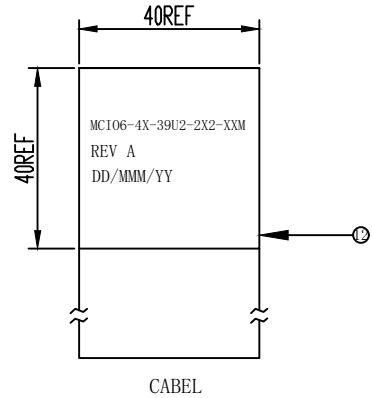


5	DATE	DESCRIPTION OF CHANGE	REV
	2024-04-25	XXXXX	A



PART NUMBER	LENGTH(MM)
MCIO6-4X-39U2-2X2-0.3M	300±10
MCIO6-4X-39U2-2X2-0.5M	500±10

- TEST CONDITIONS:
1. 100% OPEN & SHORT & MISS—WIRING & INTERMITTENCE TEST
 2. CONDUCTIVE RESISTANCE: 3 Ω MAX.
 3. INSULATION RESISTANCE: 10 Ω M
 4. HI-POT TEST: 300VDC FOR 10ms.
 5. THIS PRODUCT MEETS **PCIE 6.0**


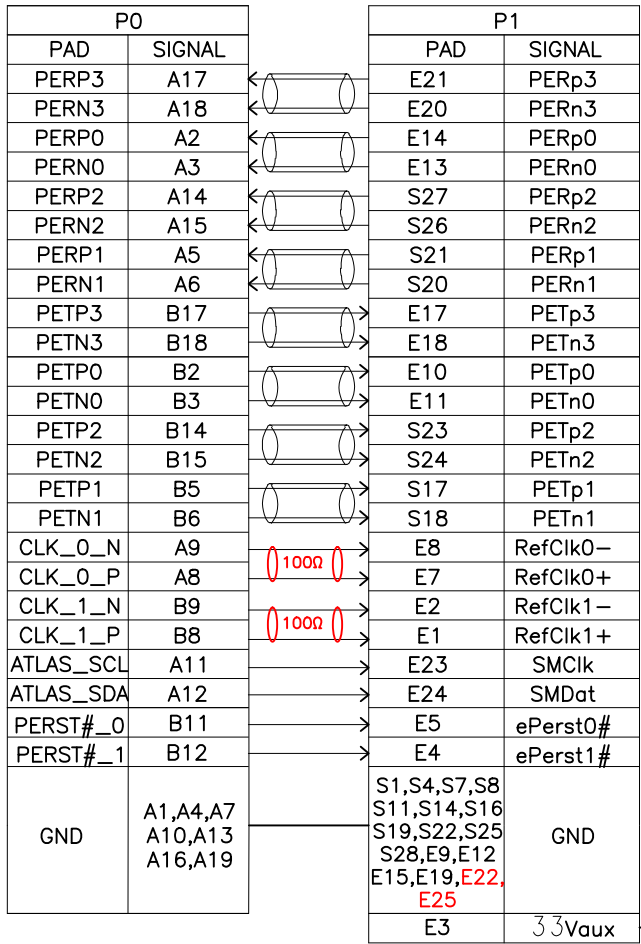


NO.	NAME	IPT NO.	DESCRIPTION	Q'TY	Q'TY
①	LABEL		WHITE LABEL: 40*40MM	1	PCS
②	ACETATE TAPE		W=25MM ACETATE TAPE,BLACK	-	MM
③	EXPANDO TUBE		W=12MM PLASTIC BRAID SLEEVE,PET,GREEN	-	MM
④	CONN		SATA15P M PRS LCP BLK	1	PCS
⑤	CONN		SFF-8639 PCIE 68PIN CONN (GEN5 Welded type)	1	SET
⑥	CONN		SFF-1016 MCIO-4X CONN	1	SET
⑦	WIRE		UL1061 30AWG TS -LF-	-	MM
⑧	WIRE		UL1007 24AWG TS -LF-	-	MM
⑨	WIRE		UL1007 18AWG TS -LF-	-	MM
⑩	CABLE		SAS CABLE:(29AWG*2C+2D)+HM,85Ω (S06S62901)	-	MM

TITLE		MCIO-4X TO 8639+SATA 15P CABLE U2 2X2 GEN6 CABLE					SHEET		1/2
CUSTOMER		CUSTOMER P/N		MCIO6-4X-39U26-2X2-XXM		DRAWING		<i>lupeng</i>	
DWG NO.		WIPT20240425004		UNIT	SCALE	REV	VIEW	CHECKED	<i>lupeng</i>
IPT P/N		mm	NONE	A		APPROVAL			

DATE		DESCRIPTION OF CHANGE				REV
2024-04-25		XXXXX				A

WIRING DIAGRAI



Note: Pin E25 for P2 SFF-8639 should be tied to E22 GND

TITLE	MC10-4X TO 8639+SATA 15P CABLE U2 2X2 GEN6 CABLE					SHEET	2/2
CUSTOMER		CUSTOMER P/N	MC106-4X-39U2-2X2-XXM	DRAWING	<i>lupeng</i>		
DWG NO.	WIPT20240425004	UNIT	SCALE	REV	VIEW	CHECKED	<i>lupeng</i>
IPT P/N		mm	NONE	A		APPROVAL	